

Product Data Sheet

July 2017

INTERNATIONAL MASTER
FOR PROFESSIONAL USE ONLY

J1900

2K Ultra Clear P190-6840

<i>Product</i>	<i>Description</i>
P190-6840	2K Ultra Clear
P210-832	2K MS Hardener Fast
P210-796	2K MS Hardener Normal
P210-798	2K MS Hardener Slow
P850-1491/1492/ 1493/ 1494	2K Thinners

Product Description

P190-6840 Ultra Clear is a high quality MS 2-Pack acrylic clearcoat, which can be used over NEXA AUTOCOLOR® 2K basecoats (P422).


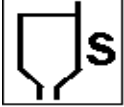




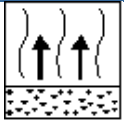


Suitable for all types of repair, it offers a hard and durable finish enabling early handling of the repair after drying.

P190-6840 Ultra Clear is used with MS hardeners to give optimum final appearance.

Substrates and Preparation

P190-6840 Ultra Clear should only be applied over:

- P422-line 2K basecoat
- Prepared existing paintwork in sound condition. Existing paintwork should first be abraded e.g. with Scotchbrite™ Ultrafine Grey and cleaned with a suitable pre-cleaner prior to application of P190-6840.

PROCESS		
	FAST PROCESS	STANDARD PROCESS
HARDENERS	P210-832 Small - Medium Size Repairs	P210-796/798 All Size Repairs
	P190-6840 2 parts P210-832 1 part P850 - 2K Thinner 0.5 part* *Choose thinner appropriate to job	P190-6840 2 parts P210-796/798 1 part P850 - 2K Thinner 0.5 part* *Choose thinner appropriate to job
	17-18 secs DIN4 at 20°C (21-24 secs BSB4) Pot-Life at 20°C: 4 hours	17-18 secs DIN4 at 20°C (21-24 secs BSB4) Pot-Life at 20°C: 5-6 hours
	Fluid Tip: Gravity Fed: 1.2-1.4 mm Suction Fed: 1.4-1.6 mm Pressure: 2.0-3.0 bar	Fluid Tip: Gravity Fed: 1.2-1.4 mm Suction Fed: 1.4-1.6 mm Pressure: 2.0-3.0 bar
	Fluid Tip: Gravity fed: 1.2-1.4 mm Suction fed: 1.3-1.5 mm Pressure: 10 psi max (air cap)	Fluid Tip: Gravity fed: 1.2-1.4mm Suction fed: 1.3-1.5 mm Pressure: 10 psi max (air cap)
	Fluid Tip: Gravity Fed: 1.2-1.4 mm Suction Fed: 1.4-1.6 mm Inlet Pressure: Refer to spraygun manufacturers instructions, normally 2 bar/30 psi (inlet)	Fluid Tip: Gravity Fed: 1.2-1.4 mm Suction Fed: 1.4-1.6 mm Inlet Pressure: Refer to spraygun manufacturers instructions, normally 2 bar/30 psi (inlet)
	2 Single Coats	2 Single Coats
	5-10 mins between coats No flash off required before baking	5-10 mins between coats No flash off required before baking
	Bake at a metal temperature of: 60°C 20 mins Into Service: When fully cool	Bake at a metal temperature of: 60°C 30 mins Into Service: When fully cool
	Air Drying Times at 20°C Dust free: 20 minutes Through dry: 12 hours	Air Drying Times at 20°C Dust free: 30 minutes Through dry: 20 hours

GENERAL PROCESS NOTES

FADE-OUT PROCESS

Apply clearcoat to the whole panel or up to a breakline. If "fading-out" the clearcoat make sure to:

- cover the basecoat edge and
- only fade into the prepared surface.

Please refer to Fade-out process PDS for full basecoat/clearcoat details.

Please refer to the Fade-out / Blending Processes Technical Data Sheet M1200 for details of the technique to achieve a successful repair.

CHOICE OF THINNER

The choice of thinner should be made according to application temperature, hardener choice, air movement and size of job. The recommendations below are for guidance only: -

Thinner	Ideal temperature range:
P850-1491	15-25°C
P850-1492	20-30°C
P850-1493	25-35°C
P850-1494	Above 35°C

RECOATABILITY

P190-6840 is fully recoatable after full drying times.

GENERAL PROCESS NOTES

RECTIFICATION AND POLISHING

Polishing is not normally required as P190-6840 has a gloss finish. However, if dirt is a problem, denib with P1500 or finer, then polish by machine using a quality Polishing System. Polishing of P190-6840 is easiest between 1 and 24 hours after "into service" drying times.

PAINTING PLASTICS

Use the standard *Nexa Autocolor* Plastics Painting System (refer to PDS).

OTHER POINTS TO NOTE

1. For optimum application, ensure both spray booth air temperature and paint temperature is above 20°C.
Best results will be obtained by allowing adequate time for the paint to reach spray booth temperature before use.
2. When using 2-pack products it is essential to clean the gun thoroughly immediately after use.

These products are for professional use only and are not to be used for purposes other than those specified. The information on this TDS is based on present scientific and technical knowledge, and it is the responsibility of the user to take all necessary steps in order to ensure the suitability of the product for the intended purpose.

For Health and Safety information please refer to the material Safety Data Sheet, also available at: www.nexaautocolor.com

For further information please contact:

Customer Service Sales Group
PPG Industries (UK) Ltd
Needham Road
Stowmarket
Suffolk IP14 2AD
Tel: 01449 771771
Fax: 01449 773472

Nexa Autocolor®, **ZK®**, **Aquabase®**, **Aquadry®** and **Ecofast®** are registered marks of PPG Industries Ohio, Inc.
Copyright © 2017 PPG Industries Ohio, Inc. All rights reserved.
Copyright in the above product numbers that are original is asserted by PPG Industries Ohio, Inc..